
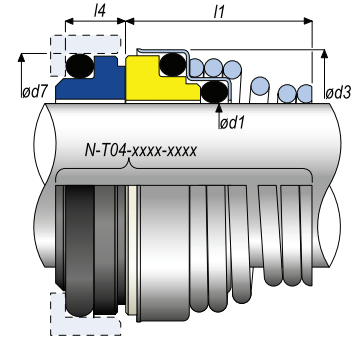


Taper Spring

T04



Stock code: N-T04-XXXX-XXXX




Rotary Face	Stationary Face	Elastomer	Build Code [^]
B - Alumina Ceramic or D - Silicon Carbide (RB)	A - Carbon or D - Silicon Carbide (RB)	X - Nitrile (BUNA) or Y - EPDM (EPDM) or Z - Viton (FPM)	L Q R

[^]Build Code R = Right Hand Spring, L = Left Hand Spring, Q = Stationary Only

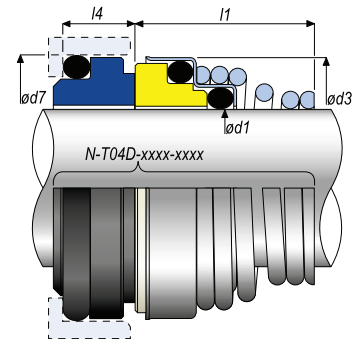
Size	d1		d3		d7		I1		I4	
	Metric	Inches	Metric	Inches	Metric	Inches	Metric	Inches	Metric	Inches
0100	10.0	0.394	20.0	0.800	18.1	0.713	15.0	0.591	5.5	0.217
0110	11.0	0.433	22.0	0.866	20.6	0.811	18.0	0.709	5.5	0.217
0120	12.0	0.472	22.0	0.866	20.6	0.811	18.0	0.709	5.5	0.217
0130	13.0	0.512	25.0	0.984	23.1	0.909	22.0	0.866	6.0	0.236
0140	14.0	0.551	25.0	0.984	23.1	0.909	22.0	0.866	6.0	0.236
0140-B	14.0	0.551	25.0	0.984	23.1	0.909	16.6	0.654	6.0	0.236
0150	15.0	0.591	29.0	1.142	26.9	1.059	22.0	0.866	7.0	0.276
0160	16.0	0.630	29.0	1.142	26.9	1.059	23.0	0.906	7.0	0.276
0170	17.0	0.669	29.0	1.142	26.9	1.059	23.0	0.906	7.0	0.276
0180	18.0	0.709	33.0	1.299	30.9	1.217	24.0	0.945	8.0	0.315
0190	19.0	0.748	33.0	1.299	30.9	1.217	25.0	0.984	8.0	0.315
0200	20.0	0.787	33.0	1.299	30.9	1.217	25.0	0.984	8.0	0.315
0220	22.0	0.866	38.0	1.496	35.4	1.394	25.0	0.984	8.0	0.315
0230	23.0	0.906	38.0	1.496	35.4	1.394	27.0	1.063	8.0	0.315
0240	24.0	0.945	38.0	1.496	35.4	1.394	27.0	1.063	8.0	0.315
0250	25.0	0.984	40.0	1.575	38.2	1.504	27.0	1.063	8.5	0.335
0280	28.0	1.102	46.0	1.811	43.3	1.705	29.0	1.142	9.0	0.354
0300	30.0	1.181	46.0	1.811	43.3	1.705	30.0	1.181	9.0	0.354
0320	32.0	1.260	46.0	1.811	43.3	1.705	30.0	1.181	9.0	0.354
0330	33.0	1.299	48.0	1.890	53.5	2.106	39.0	1.535	11.5	0.453
0350	35.0	1.378	50.0	1.969	53.5	2.106	39.0	1.535	11.5	0.453
0380	38.0	1.496	56.0	2.205	60.5	2.382	39.0	1.535	11.5	0.453
0400	40.0	1.575	58.0	2.283	60.5	2.382	39.0	1.535	11.5	0.453



T04D



Stock code: N-T04D-XXXX-XXXX



Rotary Face	Stationary Face	Elastomer	Build Code [^]
B - Alumina Ceramic or D - Silicon Carbide (RB)	A - Carbon or D - Silicon Carbide (RB)	X - Nitrile (BUNA) or Y - EPDM (EPDM) or Z - Viton (FPM)	L Q R

[^]Build Code R = Right Hand Spring, L = Left Hand Spring, Q = Stationary Only

Size	d1		d3		d7		I1		I4	
	Metric	Inches	Metric	Inches	Metric	Inches	Metric	Inches	Metric	Inches
0100	10.0	0.394	20.0	0.787	21.0	0.827	15.0	0.591	7.0	0.276
0120	12.0	0.472	22.0	0.866	23.0	0.906	18.0	0.709	7.0	0.276
0140	14.0	0.551	25.0	0.984	25.0	0.984	22.0	0.866	7.0	0.276
0160	16.0	0.630	29.0	1.142	27.0	1.063	23.0	0.906	7.0	0.276
0180	18.0	0.709	33.0	1.299	33.0	1.299	24.0	0.945	10.0	0.394
0200	20.0	0.787	33.0	1.299	35.0	1.378	25.0	0.984	10.0	0.394
0220	22.0	0.866	38.0	1.496	37.0	1.457	25.0	0.984	10.0	0.394
0240	24.0	0.945	38.0	1.469	39.0	1.535	27.0	1.063	10.0	0.394
0250	25.0	0.984	40.0	1.575	40.0	1.575	27.0	1.063	10.0	0.394
0280	28.0	1.102	46.0	1.811	43.0	1.693	29.0	1.142	10.0	0.394
0300	30.0	1.181	46.0	1.811	45.0	1.772	30.0	1.181	10.0	0.394
0320	32.0	1.260	46.0	1.811	48.0	1.890	30.0	1.181	10.0	0.394
0330	33.0	1.299	48.0	1.890	48.0	1.890	39.0	1.535	10.0	0.394
0350	35.0	1.378	50.0	1.968	50.0	1.969	39.0	1.535	10.0	0.394
0380	38.0	1.496	56.0	2.205	56.0	2.205	42.0	1.654	13.0	0.512
0400	40.0	1.575	58.0	2.283	58.0	2.283	42.0	1.654	13.0	0.512

